


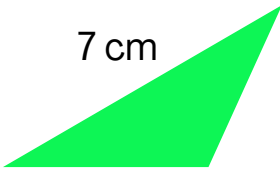






Name: _____

Date: _____

AREA OF SHAPES - ANSWERS

Calculate the area of the following shapes:

 <p>Area = <u>15</u> cm²</p>	 <p>Area = <u>16</u> cm²</p>
 <p>Area = <u>18</u> cm²</p>	 <p>Area = <u>10</u> cm²</p>
 <p>Area = <u>18</u> cm²</p>	 <p>Area = <u>28</u> cm²</p>
 <p>Area = <u>28</u> cm²</p>	 <p>Area = <u>24</u> cm²</p>

